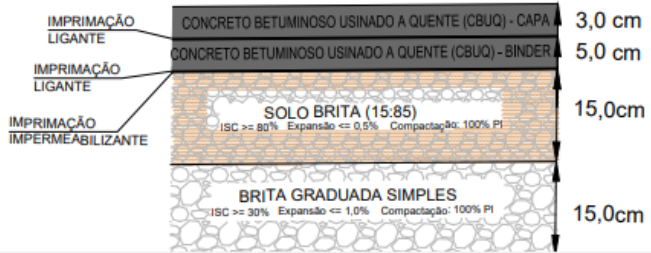







DETALHE 1 - PAVIMENTO PARA FAIXA DE ROLAMENTO TIPO 1 SEM ESCALA - AVENIDA FAISQUEIRA



LEGENDA:

-  PAVIMENTO FAIXA DE ROLAMENTO
-  SARJETA
-  PAVIMENTO INTERTRAVADO
-  PAVIMENTO CICLOVA
-  COBERTURA VEGETAL (GRAMINEAS)

1.00	0°00' 00" 00"					88,475		87111,447	8844,160	0	0		734048,000	734048,000
0.00		0,07%				88,475		87111,447	8844,160	0	0	734048,000	734048,000	734048,000
1.00	0°00' 00" 00"					88,475		87111,447	8844,160	0	0		734048,000	734048,000
0.00		0,00%				88,475		87111,447	8844,160	0	0	734048,000	734048,000	734048,000
1.00	0°00' 00" 00"					88,475		87111,447	8844,160	0	0		734048,000	734048,000

LOCALIZAÇÃO DOS CANTEIROS CENTRAIS

TABELA DE COORDENADAS		
PONTO	NORTE	LESTE
1	7341,70179	498,07834

TABELA DE COORDENADAS		
PONTO	NORTE	LESTE
2	7340,42338	498,07833
3	7340,42338	498,08833

TABELA DE COORDENADAS		
PONTO	NORTE	LESTE
02	7340,42338	497,07134
04	7340,07134	497,22833

